

# Oceans of Plastic



# OCEANS OF PLASTIC



This Sunday School material is designed to help children understand the wonders of God's oceans, the harm plastic causes and the actions we all need to take to protect the oceans and the creatures that live in them.

The material can be used at any time of the year. There are certain times that are particularly suitable. These include:

- World Wildlife Day: 3 March
- Earth Day: 22 April
- International Day for Biological Diversity: 22 May
- World Environment Day: 5 June
- World Oceans Day: 8 June
- Season of Creation: 1 September - 4 October
- World Clean Up Day: 15 September
- Anytime you have a clean up in your program!
- Anytime you are exploring the Anglican 5 Marks of Mission. The fifth mark is:

*To strive to safeguard the integrity of creation and sustain and renew the life of the earth*

## GOALS

- ★ SPIRITUAL  
Wonder about the variety of life in the ocean
- ★ MORAL  
Responsibility to care for the world around us - especially with our waste
- ★ SOCIAL  
Recognising we are using too much plastic.  
The main problem is 'single use' plastic.  
Being inspired by other people's ideas and life-styles
- ★ CULTURAL  
Being aware that culture can be changed and we can help to make that happen

Materials written by Rachel Mash  
for the Anglican Communion Environmental Network / Green Anglicans  
with production support from the Anglican Alliance



Turtle image: with thanks to Sally Torr  
Copyright Sally Torr 2018, Instagram: @sallytorr\_art



## SESSION 1

### Goal

To see the beauty of the oceans and the creatures there and to realise the damage being done to them by plastic.



### Materials

- Map of the world or globe if possible
- Copies of templates (pictures for colouring at the back of this booklet)
- Scissors
- Thin cardboard or paper
- Colours/crayons.
- Glue
- Bag of clean rubbish including plastic bags, string, bottles tops etc. Cut some of the plastic items into small pieces.



Opening prayer. Start the session with an opening prayer.

## PART 1: God made the oceans and all the creatures in them



Where are the oceans? Show the children a globe or map. Get them to point out the oceans.



What creatures live in the oceans? Let the children share the names of creatures they know.



Song "He's got the whole world in his hands" (Put in the creatures ... He's got the great big whale in his hands, He's got the squishy jelly fishy in his hands. He's got the noisy sea gull in his hands. Etc. )



Icebreaker: Mime. Children take turns to act out a sea creature and the others guess what it is.



Bible reading

Read the passage on the next page through once and then a second time, where the children act out the animals and birds.





# OCEANS OF PLASTIC

Genesis 1:20-23 (The Message)

God spoke:

“Swarm, Ocean, with fish and all sea life!

Birds, fly through the sky over Earth!”

God created the huge whales,

all the swarm of life in the waters,


And every kind and species of flying birds.

God saw that it was good.

God blessed them: “Prosper! Reproduce! Fill Ocean!

Birds, reproduce on Earth!”

It was evening, it was morning — Day Five



If possible watch <https://www.youtube.com/watch?v=kAphgHhIteM> Blue Planet 2 Trailer



Make turtles, seals, sea gulls, whales and other creatures from thin cardboard using the templates (pictures) at the back of this booklet. Colour or paint them. Each child can name their creature. E.g. (Tomas the Turtle, Siphon the Sea Gull)

## PART 2: Damage done by plastic



Show the children some of the damage done by plastic, either:

1. Google on your phone “sea creatures ocean pollution” Go to images and show the children some of those images
2. Show the Powerpoint presentation <http://www.greenanglicans.org/wp-content/uploads/2013/08/PLASTIC-OCEANS.pptx>. For each slide ask the children how they think the rubbish got there and what would be the impact on the creature.
3. Or youtube: <https://www.youtube.com/watch?v=6zrn4-FfbXw> (Plastic ocean trailer)



Creating animals tangled in plastic

Now take the bag of plastic pieces, string, plastic bags. Ask the children how their animals would be affected by each of those pieces. Get the children to stick the plastic onto the animals’ stomachs, or wrap the string around the creatures necks.

Ask the children how the animals feel. Ask the children how they feel themselves. How does God feel?



Closing prayer in a circle:

Lord God we are sorry for what we have done to your animals and birds in the sea.

Let the children say what they are sorry for.

Amen





## SESSION 2

### Goal

To recognize that God calls us to care for Creation. God is in charge of the oceans and loves them but we need to also care for them. To recognize that we have a big problem with the way we use plastic at the moment and we have to change and do things differently. Change is happening.

### Materials



- Materials for making posters
- Plastic bag



Opening prayer. Start the session with an opening prayer.



Sharing: How do we feel about what we did last week? Remind the children that although it is sad, it is not too late to make a difference.



Song:

Who's the king of the Ocean?  
Who's the king of the Sea?  
Who's the king of the Universe and who's the king of me?  
I tell you J E S U S is  
He's the king of me  
He's the king of the universe , the oceans and the sea (bubble, bubble, bubble)  
(Tune: <https://www.youtube.com/watch?v=DJwUvjVq9k4>)



Tell the children that we may feel very sad at what we are humans are doing to the oceans. But remember Jesus is the King of the oceans and the sea and he loves all the creatures. That is why he wants us to help look after them.



# OCEANS OF PLASTIC



## Bible reading

*The children can listen hard to the story- when they hear the word “ocean” they make wave movements and when they hear “fish” they make actions like a fish moving.*

Psalm 104 v 1-6 and v 25-28 (The Message)

O my soul, bless GOD!

GOD, my God, how great you are!

beautifully, gloriously robed,

Dressed up in sunshine,

and all heaven stretched out for your tent.

You built your palace on the **ocean** deeps,

made a chariot out of clouds and took off on wind-wings.

You command the winds as messengers,

you appointed fire and flame as ambassadors.

You set earth on a firm foundation

so that nothing can shake it, ever.

You blanketed earth with **ocean**,

covered the mountains with deep waters.

What a wildly wonderful world, GOD!

You made it all, with Wisdom at your side,

made earth overflow with your wonderful creations.

Oh, look—the deep, wide sea,

brimming with **fish** past counting,

sardines and sharks and salmon.

Ships plow those waters,

and the great sea monster romps in them.

All the creatures look expectantly to you

to give them their meals on time.

You come, and they gather around;

you open your hand and they eat from it.



## What happens to plastic?

If you can, watch this video clip

[https://www.youtube.com/watch?v=\\_6xINyWpPB8](https://www.youtube.com/watch?v=_6xINyWpPB8) (What really happens to the plastic you throw away)

<https://www.youtube.com/watch?v=pUM58LIU2Lo> The albatrosses on Midway Island



# OCEANS OF PLASTIC



## Discussion

Show the children a plastic bag. Ask them what happens if they drop it on the side of the road? (The wind takes it, it ends up in a river and then in the sea).

What can we do to change the amount of plastic produced?

Does anyone know what the 4 Rs are? Refuse, reduce, reuse, recycle.

Divide the children into four groups and they can act out a scene where they do each of those things...

E.g

- Refuse: I buy a cool drink and the shopkeeper offers me a straw, I say no thank you I don't want to hurt the sea turtles
- Reduce: remind my mum to take the cloth bag to the shops so she doesn't have to use a plastic shopping bag.
- Re-use: use a yogurt pot painted nicely to keep my pencils in
- Re-cycle: act out what you collect and where you can take it.



Share stories of positive change:

- A five year old girl called Ava wrote to Pizza Express in England and told them straws are bad for animals because they get stuck in their mouths and noses. Pizza hut agreed to stop using straws! <http://metro.co.uk/2018/01/26/pizza-express-promises-to-scrap-plastic-straws-after-young-girl-tells-them-theyre-very-bad-for-animals-7262608/>
- Children in Hawaii making a difference: <https://www.youtube.com/watch?v=hKFV9IquMXA>
- Ellen and Amy Meek (11 and 13) started "Kids against plastic" and have the goal of picking up 100,000 pieces of plastic. They have already reached 50000!
- The king who made a plastic castle! <http://www.bbc.com/news/av/business-43825834/can-you-live-in-a-plastic-bottle-house>
- Mumbai beach goes from dump to turtle hatchery in two years: <https://www.theguardian.com/world/2018/mar/30/mumbai-beach-goes-from-dump-to-turtle-hatchery-in-two-years>



Ask the children about things that we can do to make a difference




## Activity


Make posters on the 4 Rs. Refuse, reduce, re-use, re-cycle.

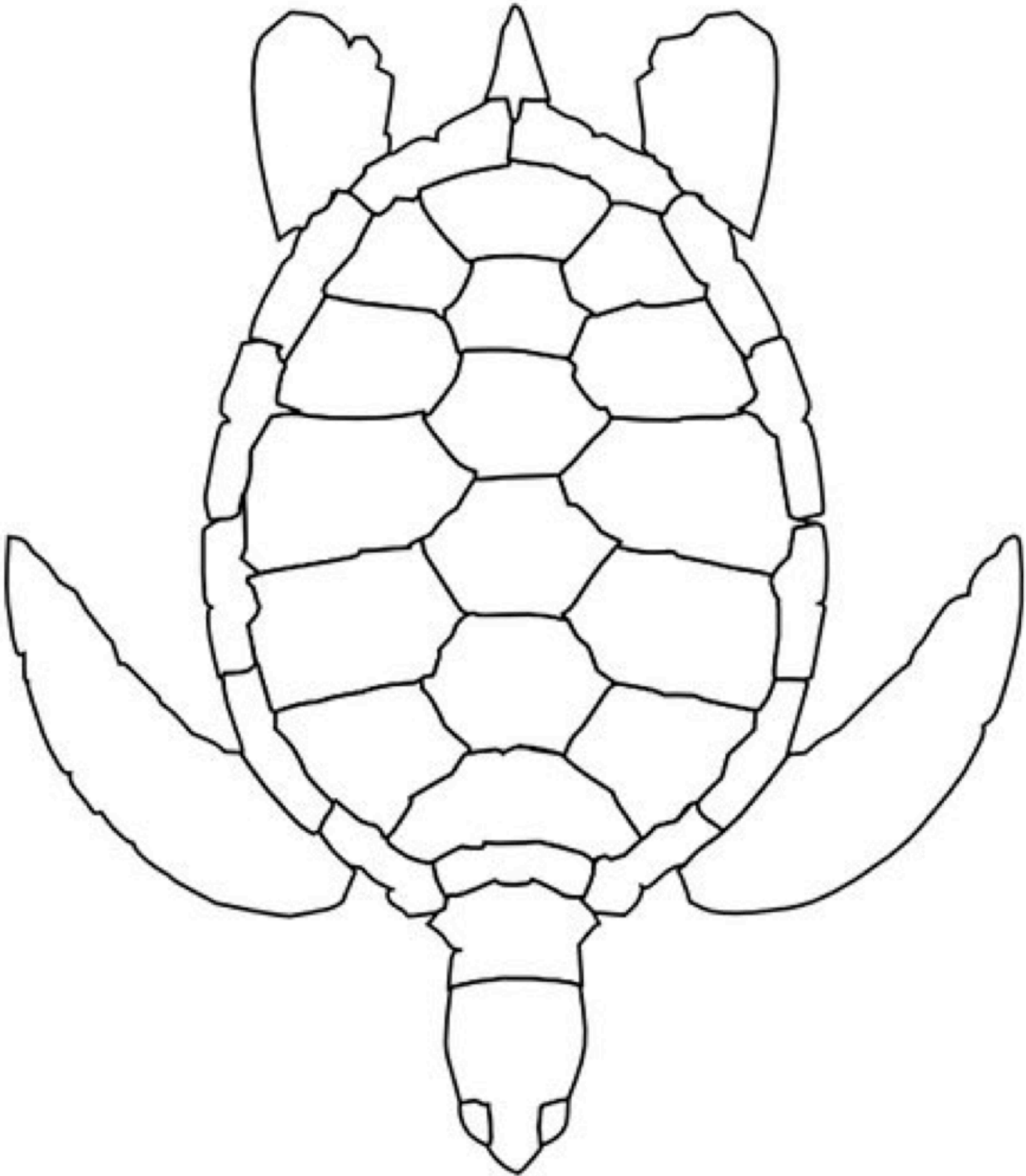
Ask for a slot in church when the children can speak to the adults about not using so much plastic, and hold up the posters. Make sure the posters get on the church's social media.













Further Resources:

[www.template.net](http://www.template.net)

Anne Scott Overdale Junior School Leicester Anglican  
Ryan the Rhino: Anglican Church of Southern Africa



## OCEANS OF PLASTIC

Materials written by Rachel Mash  
for the Anglican Communion Environmental Network / Green Anglicans  
with production support from the Anglican Alliance

Turtle image: with thanks to Sally Torr  
Copyright Sally Torr 2018, Instagram: @sallytorr\_art

